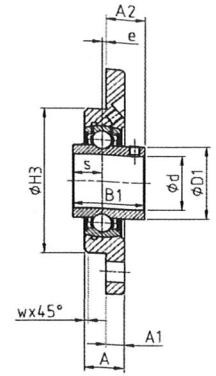
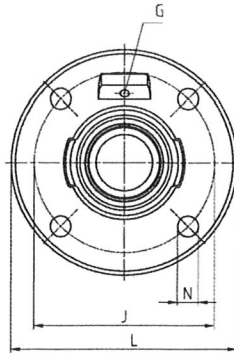
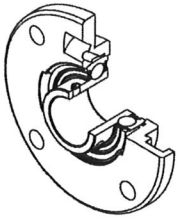


**Housing FCE200 relubricatable**

**UCFCE200**

Shaft diameter		Unit		Main dimensions [mm]									
d [mm]		L	J	A	A1	A2	W	H3 h8	e	N	s1	B	B1
12	UCFCE201	100	78	18,0	8,0	16,3	2	62	2,0	9,0	-	-	31,0
	USFCE201	100	78	18,0	8,0	14,0	2	62	2,0	9,0	-	-	22,0
	ESFCE201	100	78	18,0	8,0	20,1	2	62	2,0	9,0	-	-	28,6
	EXFCE201	100	78	18,0	8,0	24,5	2	62	2,0	9,0	-	-	43,5
15	UCFCE202	100	78	18,0	8,0	16,3	2	62	2,0	9,0	-	-	31,0
	USFCE202	100	78	18,0	8,0	14,0	2	62	2,0	9,0	-	-	22,0
	ESFCE202	100	78	18,0	8,0	20,1	2	62	2,0	9,0	-	-	28,6
	EXFCE202	100	78	18,0	8,0	24,5	2	62	2,0	9,0	-	-	43,5
17	UCFCE203	100	78	18,0	8,0	16,3	2	62	2,0	9,0	-	-	31,0
	USFCE203	100	78	18,0	8,0	14,0	2	62	2,0	9,0	-	-	22,0
	ESFCE203	100	78	18,0	8,0	20,1	2	62	2,0	9,0	-	-	28,6
	EXFCE203	100	78	18,0	8,0	24,5	2	62	2,0	9,0	-	-	43,5
20	UCFCE204	100	78	18,0	8,0	16,3	2	62	2,0	9,0	-	-	31,0
	USFCE204	100	78	18,0	8,0	16,0	2	62	2,0	9,0	-	-	25,0
	ESFCE204	100	78	18,0	8,0	21,4	2	62	2,0	9,0	-	-	30,9
	EXFCE204	100	78	18,0	8,0	24,5	2	62	2,0	9,0	-	-	43,5
	UKFCE205H	115	90	20,0	9,0	21,0	2	70	2,5	9,0	18,5	35,0	-
25	UCFCE205	115	90	20,0	9,0	17,2	2	70	2,5	9,0	-	-	34,0
	USFCE205	115	90	20,0	9,0	17,0	2	70	2,5	9,0	-	-	27,0
	ESFCE205	115	90	20,0	9,0	20,9	2	70	2,5	9,0	-	-	30,9
	EXFCE205	115	90	20,0	9,0	24,4	2	70	2,5	9,0	-	-	44,3
	UKFCE206H	125	100	21,0	9,5	22,5	2	80	2,0	11,5	20,5	38,0	-
30	UCFCE206	125	100	21,0	9,5	20,2	2	80	2,0	11,5	-	-	38,1
	USFCE206	125	100	21,0	9,5	20,0	2	80	2,0	11,5	-	-	30,0
	ESFCE206	125	100	21,0	9,5	24,7	2	80	2,0	11,5	-	-	35,7
	EXFCE206	125	100	21,0	9,5	28,1	2	80	2,0	11,5	-	-	48,3
	UKFCE207H	135	110	21,0	10,0	23,5	2	90	1,0	11,5	22,5	43,0	-
35	UCFCE207	135	110	21,0	10,0	24,4	2	90	1,0	11,5	-	-	42,9
	USFCE207	135	110	21,0	10,0	22,5	2	90	1,0	11,5	-	-	32,0
	ESFCE207	135	110	21,0	10,0	28,4	2	90	1,0	11,5	-	-	38,9
	EXFCE207	135	110	21,0	10,0	31,3	2	90	1,0	11,5	-	-	51,1
	UKFCE208H	145	120	23,0	11,5	25,5	2	100	1,0	11,5	24,5	46,0	-
40	UCFCE208	145	120	23,0	11,5	29,2	2	100	1,0	11,5	-	-	49,2
	USFCE208	145	120	23,0	11,5	24,0	2	100	1,0	11,5	-	-	34,0
	ESFCE208	145	120	23,0	11,5	31,7	2	100	1,0	11,5	-	-	43,7
	EXFCE208	145	120	23,0	11,5	33,9	2	100	1,0	11,5	-	-	56,3
	UKFCE209H	155	130	25,0	12,0	28,0	2	105	2,0	14,0	26,0	50,0	-