UC, SB, SU
Cylindrical bore (with set screws)
d 8 ~ (30) mm

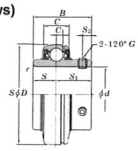

UC

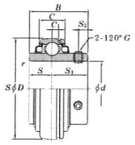

UC-L3

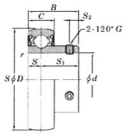

SB

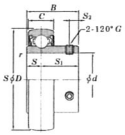

SU

Shaft Dia. mm	Shaft Dia. inch	Dimensions								Basic Load Ratings kN		Fatigue Load Limit kN	Factor	Bearing No.		Dimensions								Set Screw Brg. Bore		Mass
d		D		B		C		r (min.)		C_r	C_{0r}	C_u	f_0	Standard	L3 Type	C_1		S		S_1		S_2		G		
		mm	inch	mm	inch	mm	inch	mm	inch							mm	inch	mm	inch	mm	inch	mm	inch	mm	inch	kg
8	–	22	0.866	12	0.472	7	0.276	0.3	0.012	3.27	1.37	0.062	12.4	SU08	–	–	–	3.5	0.138	8.5	0.335	2.8	0.110	M3×0.35	–	0.012
10	–	26	1.024	15	0.591	8	0.315	0.3	0.012	4.55	1.95	0.089	12.3	SU000	–	–	–	5	0.197	10	0.394	3	0.118	M3×0.35	–	0.024
12	–	26	1.102	15	0.591	8	0.315	0.3	0.012	5.10	2.40	0.109	13.2	SU001	–	–	–	5	0.197	10	0.394	3	0.118	M3×0.35	–	0.026
		40	1.575	22	0.866	12	0.472	0.6	0.024	9.55	4.80	0.218	13.2	SB201	–	–	–	6	0.236	16	0.630	4	0.157	M5×0.5	–	0.10
		47	1.850	31	1.220	16	0.630	0.6	0.024	12.8	6.65	0.302	13.2	UC201	UC201L2	4	0.157	12.7	0.500	18.3	0.720	5	0.197	M6×0.75	–	0.21
–	1/2	40	1.575	22	0.866	12	0.472	0.6	0.024	9.55	4.80	0.218	13.2	SB201-8	–	–	–	6	0.236	16	0.630	4	0.157	–	No.10-32UNF	0.10
		47	1.850	31	1.220	16	0.630	0.6	0.024	12.8	6.65	0.302	13.2	UC201-8	UC201-8L2	4	0.157	12.7	0.500	18.3	0.720	5	0.197	–	1/4-28UNF	0.21
15	–	32	1.260	16.5	0.650	9	0.354	0.3	0.012	5.60	2.85	0.130	13.9	SU002	–	–	–	5.5	0.217	11	0.433	3.3	0.130	M4×0.5	–	0.038
		40	1.575	22	0.866	12	0.472	0.6	0.024	9.55	4.80	0.218	13.2	SB202	–	–	–	6	0.236	16	0.630	4	0.157	M5×0.5	–	0.10
		47	1.850	31	1.220	16	0.630	0.6	0.024	12.8	6.65	0.302	13.2	UC202	UC202L2	4	0.157	12.7	0.500	18.3	0.720	5	0.197	M6×0.75	–	0.19
–	5/8	40	1.575	22	0.866	12	0.472	0.6	0.024	9.55	4.80	0.218	13.2	SB202-10	–	–	–	6	0.236	16	0.630	4	0.157	–	No.10-32UNF	0.10
		47	1.850	31	1.220	16	0.630	0.6	0.024	12.8	6.65	0.302	13.2	UC202-10	UC202-10L2	4	0.157	12.7	0.500	18.3	0.720	5	0.197	–	1/4-28UNF	0.19
17	–	35	1.378	17.5	0.689	10	0.394	0.3	0.012	6.00	3.25	0.148	14.4	SU003	–	–	–	6	0.236	11.5	0.453	3.3	0.130	M4×0.5	–	0.050
		40	1.575	22	0.866	12	0.472	0.6	0.024	9.55	4.80	0.218	13.2	SB203	–	–	–	6	0.236	16	0.630	4	0.157	M5×0.5	–	0.10
		47	1.850	31	1.220	16	0.630	0.6	0.024	12.8	6.65	0.302	13.2	UC203	UC203L2	4	0.157	12.7	0.500	18.3	0.720	5	0.197	M6×0.75	–	0.18
–	3/4	47	1.850	25	0.984	14	0.551	1	0.039	12.8	6.65	0.302	13.2	SB204-12	–	–	–	7	0.276	18	0.709	5	0.197	–	1/4-28UNF	0.15
		47	1.850	31	1.220	16	0.630	1	0.039	12.8	6.65	0.302	13.2	UC204-12	UC204-12L2	4	0.157	12.7	0.500	18.3	0.720	5	0.197	–	1/4-28UNF	0.16
20	–	42	1.654	21	0.827	12	0.472	0.6	0.024	9.40	5.05	0.230	13.9	SU004	–	–	–	7	0.276	14	0.551	4	0.157	M5×0.5	–	0.080
		47	1.850	25	0.984	14	0.551	1	0.039	12.8	6.65	0.302	13.2	SB204	–	–	–	7	0.276	18	0.709	5	0.197	M6×0.75	–	0.15
		47	1.850	31	1.220	16	0.630	1	0.039	12.8	6.65	0.302	13.2	UC204	UC204L2	4	0.157	12.7	0.500	18.3	0.720	5	0.197	M6×0.75	–	0.16
–	7/8	52	2.047	27	1.063	15	0.591	1	0.039	14.0	7.85	0.357	13.9	SB205-14	–	–	–	7.5	0.295	19.5	0.768	5.5	0.217	–	1/4-28UNF	0.18
		52	2.047	34.1	1.343	17	0.669	1	0.039	14.0	7.85	0.357	13.9	UC205-14	UC205-14L2	5	0.197	14.3	0.563	19.8	0.780	5.5	0.217	–	1/4-28UNF	0.23
–	15/16	52	2.047	27	1.063	15	0.591	1	0.039	14.0	7.85	0.357	13.9	SB205-15	–	–	–	7.5	0.295	19.5	0.768	5.5	0.217	–	1/4-28UNF	0.18
		52	2.047	34.1	1.343	17	0.669	1	0.039	14.0	7.85	0.357	13.9	UC205-15	UC205-15L2	5	0.197	14.3	0.563	19.8	0.780	5.5	0.217	–	1/4-28UNF	0.21
25	–	47	1.850	22	0.866	12	0.472	0.6	0.024	10.1	5.85	0.266	14.5	SU005	–	–	–	7	0.276	15	0.591	4.5	0.177	M5×0.5	–	0.10
		52	2.047	27	1.063	15	0.591	1	0.039	14.0	7.85	0.357	13.9	SB205	–	–	–	7.5	0.295	19.5	0.768	5.5	0.217	M6×0.75	–	0.18
		52	2.047	34.1	1.343	17	0.669	1	0.039	14.0	7.85	0.357	13.9	UC205	UC205L2	5	0.197	14.3	0.563	19.8	0.780	5.5	0.217	M6×0.75	–	0.20
		62	2.441	38	1.496	22	0.866	1.1	0.043	21.2	10.9	0.495	12.6	UC305	–	6	0.236	15	0.591	23	0.906	6	0.236	M6×0.75	–	0.45
		62	2.441	38.1	1.500	19	0.748	1	0.039	19.5	11.3	0.514	13.9	UCX05	UCX05L3	5	0.197	15.9	0.626	22.2	0.874	6	0.236	M6×0.75	–	0.39
–	1	52	2.047	27	1.063	15	0.591	1	0.039	14.0	7.85	0.357	13.9	SB205-16	–	–	–	7.5	0.295	19.5	0.768	5.5	0.217	–	1/4-28UNF	0.18
		52	2.047	34.1	1.343	17	0.669	1	0.039	14.0	7.85	0.357	13.9	UC205-16	UC205-16L2	5	0.197	14.3	0.563	19.8	0.780	5.5	0.217	–	1/4-28UNF	0.20
		62	2.441	38	1.496	22	0.866	1.1	0.043	21.2	10.9	0.495	12.6	UC305-16	–	6	0.236	15	0.591	23	0.906	6	0.236	M6×0.75	–	0.44
		62	2.441	38.1	1.500	19	0.748	1	0.039	19.5	11.3	0.514	13.9	UCX05-16	UCX05-16L3	5	0.197	15.9	0.626	22.2	0.874	6	0.236	–	1/4-28UNF	0.38
–	1 1/8	62	2.441	30	1.181	16	0.630	1	0.039	19.5	11.3	0.514	13.9	SB206-18	–	–	–	8	0.315	22	0.866	6	0.236	–	1/4-28UNF	0.27
		62	2.441	38.1	1.500	19	0.748	1	0.039	19.5	11.3	0.514	13.9	UC206-18	UC206-18L2	5	0.197	15.9	0.626	22.2	0.874	6	0.236	–	1/4-28UNF	0.34
30	–	55	2.165	24.5	0.965	13	0.512	1	0.039	13.2	8.25	0.375	14.7	SU006	–	–	–	7.5	0.295	17	0.669	5.5	0.217	M5×0.5	–	0.15
		62	2.441	30	1.181	16	0.630	1	0.039	19.5	11.3	0.514	13.9	SB206	–	–	–	8	0.315	22	0.866	6	0.236	M6×0.75	–	0.27
		62	2.441	38.1	1.500	19	0.748	1	0.039	19.5	11.3	0.514	13.9	UC206	UC206L3	5	0.197	15.9	0.626	22.2	0.874	6	0.236	M6×0.75	–	0.32
		72	2.835	42.9	1.689	20	0.787	1	0.039	25.7	15.4	0.700	13.9	UCX06	UCX06L3	5.5	0.217	17.5	0.689	25.4	1.000	6.5	0.256	M8×1	–	0.58
		72	2.835	43	1.693	24	0.945	1.1	0.043	26.7	15.0	0.682	13.3	UC306	–	6.5	0.256	17	0.669	26	1.024	6	0.236	M6×0.75	–	0.56
–	1 3/16	62	2.441	30	1.181	16	0.630	1	0.039	19.5	11.3	0.514	13.9	SB206-19	–	–	–	8	0.315	22	0.866	6	0.236	–	1/4-28UNF	0.27
		62	2.441	38.1	1.500	19	0.748	1	0.039	19.5	11.3	0.514	13.9	UC206-19	UC206-19L2	5	0.197	15.9	0.626	22.2	0.874	6	0.236	–	1/4-28UNF	0.32
		72	2.835	42.9	1.689	20	0.787	1	0.039	25.7	15.4	0.700	13.9	UCX06-19	UCX06-19L3	5.5	0.217	17.5	0.689	25.4	1.000	6.5	0.256	–	7/16-24UNF	0.58
–	1 1/4	62	2.441	30	1.181	16	0.630	1	0.039	19.5	11.3	0.514	13.9	SB206-20	–	–	–	8	0.315	22	0.866	6	0.236	–	1/4-28UNF	0.27
		62	2.441	38.1	1.500	19	0.748	1	0.039	19.5	11.3	0.514	13.9	UC206-20	UC206-20L2	5	0.197	15.9	0.626	22.2	0.874	6	0.236	–	1/4-28UNF	0.30
		72	2.835	42.9	1.689	20	0.787	1	0.039	25.7	15.4	0.700	13.9	UCX06-20	UCX06-20L3	5.5	0.217	17.5	0.689	25.4	1.000	6.5	0.256	–	7/16-24UNF	0.55
–	1 5/16	72	2.835	32	1.260	17	0.669	1.1	0.043	25.7	15.4	0.700	13.9	SB207-20	–	–	–	8.5	0.335	23.5	0.925	6	0.236	–	1/4-28UNF	0.42
		72	2.835	42.9	1.689	20	0.787	1.1	0.043	25.7	15.4	0.700	13.9	UC207-20	UC207-20L3	5.5	0.217	17.5	0.689	25.4	1.000	6.5	0.256	–	7/16-24UNF	0.54
–	1 5/16	72	2.835	42.9	1.689	20	0.787	1.1	0.043	25.7	15.4	0.700	13.9	UC207-21	UC207-21L3	5.5	0.217	17.5	0.689	25.4	1.000	6.5	0.256	–	7/16-24UNF	0.51

Remarks 1. SU type product is the "compact" series ball bearing for unit.
2. From UC201 to 205 are the double-lip seal type products (L2).